



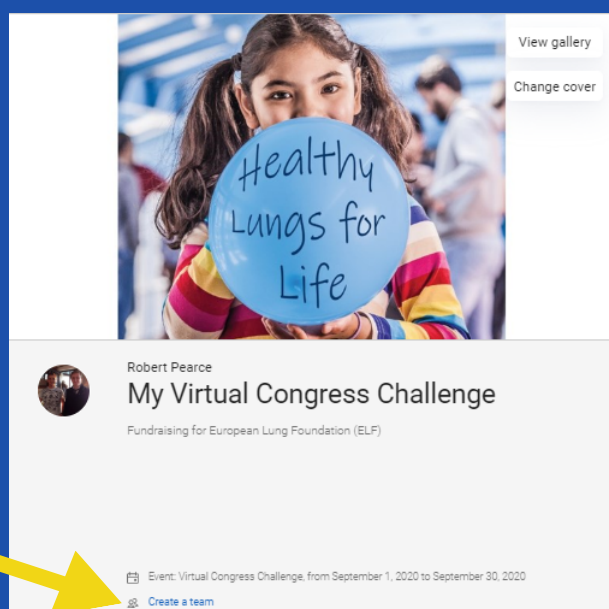
JUSTGIVING.COM for teams

1

First, you and all your team members will need to set up an individual fundraising page on justgiving.com. **Click here** to see instructions for individuals.

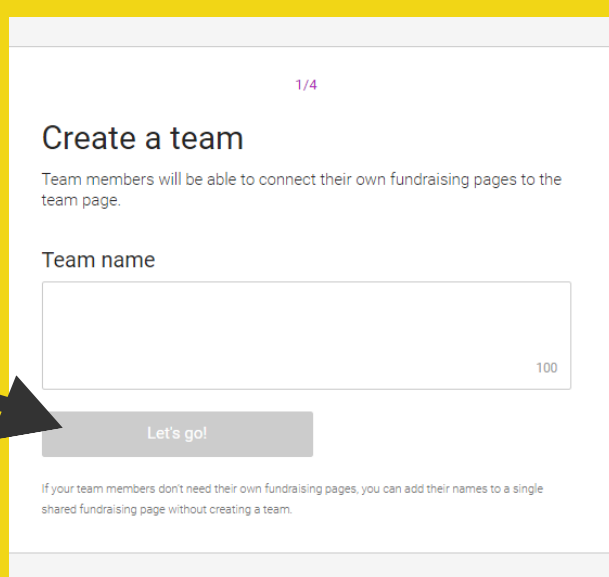
2

One team captain will need to set up the team page by clicking “Create a team”.



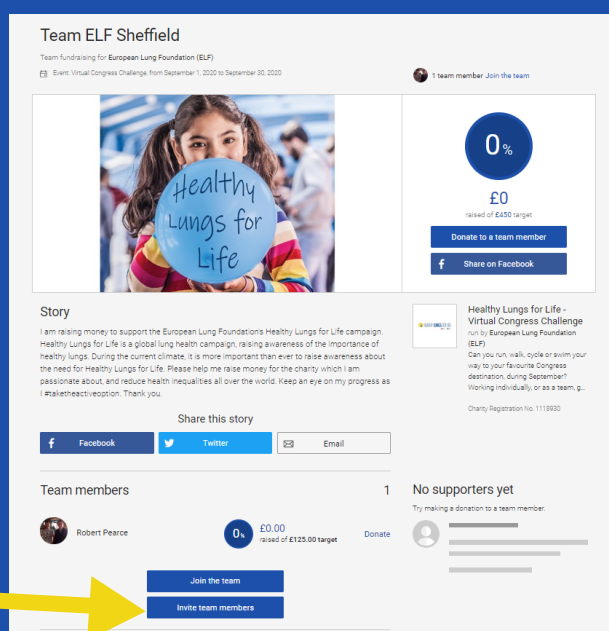
3

Choose your team name, click “Let’s go!” and follow the onscreen instructions.



4

Invite your team members to join the team.



5

You can add people to your team at any time throughout your fundraising and people can ask to join your team.

6

Once you have set up the team and invited the team members, the team page will automatically update from your team members' individual fundraising pages.